

How To Activate Firefly Parental Account

Please click on the appropriate link:

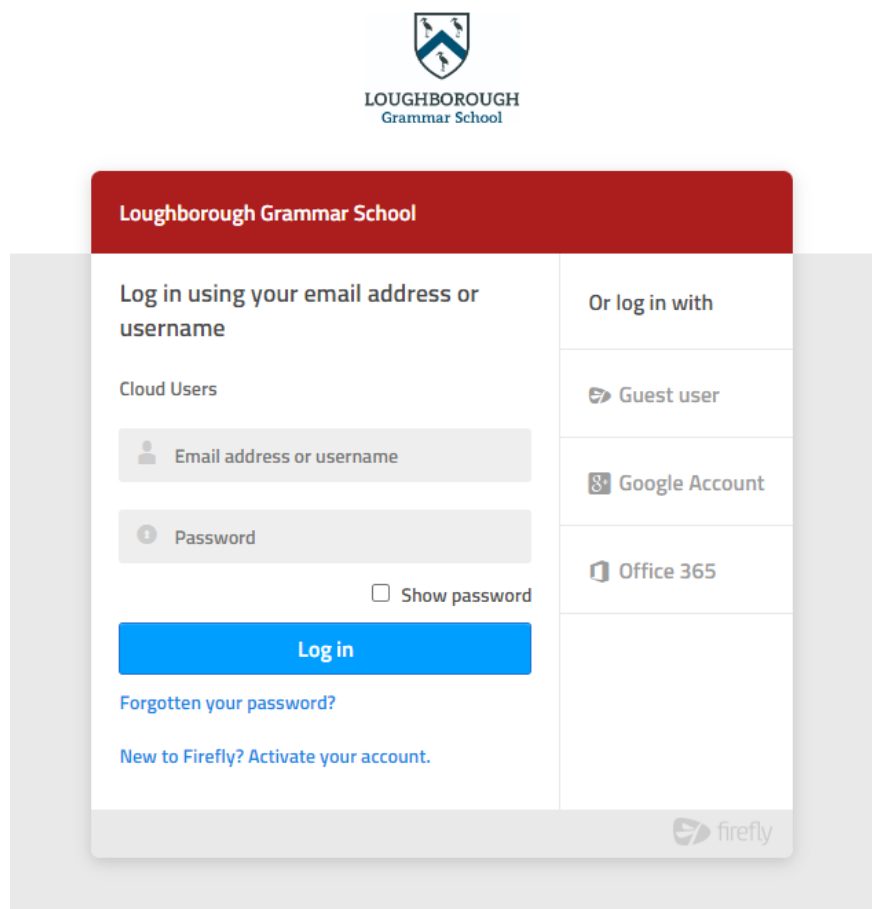
[Login - Loughborough Grammar School \(fireflycloud.net\)](#)

[Login - Loughborough High School \(fireflycloud.net\)](#)

[Login - Loughborough Amherst School \(fireflycloud.net\)](#)

[Login - Fairfield \(fireflycloud.net\)](#)

(Screenshots are from the Loughborough Grammar School Portal but the process is exactly the same)



Loughborough Grammar School

Log in using your email address or username

Cloud Users

Email address or username

Password

Show password

Log in

Forgotten your password?

New to Firefly? Activate your account.

Or log in with

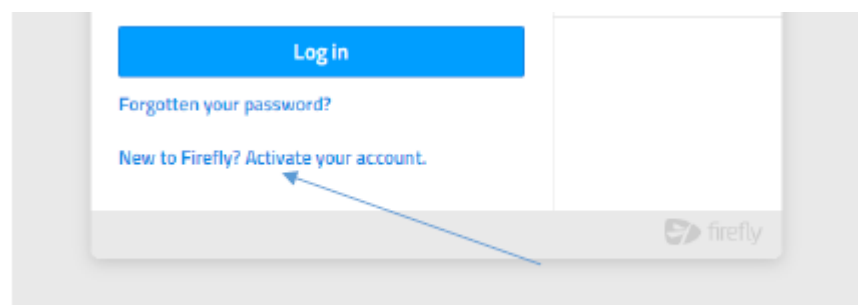
Guest user

Google Account

Office 365

firefly

Click on 'New to Firefly? Activate your account.'



Log in

Forgotten your password?

New to Firefly? Activate your account.

firefly

You will be redirected to:

A screenshot of the Loughborough Grammar School account activation page. The page has a red header with the school's name. Below the header, there are two main sections: "Activate account" and "Or log in with". The "Activate account" section includes a sub-section "Cloud Users" with instructions to enter an email address or username. There is a text input field for "Email address or username" and a blue "Activate account" button. Below the button is a "Log in" link. The "Or log in with" section offers three options: "Guest user", "Google Account", and "Office 365". At the bottom right of the page is the "firefly" logo.

Enter your email address and click the 'Activate account' button. Please note - the email address has to be the same as stored under your child's Parent Contacts in iSAMS, i.e. the address that you use for the Parent Portal and to receive school emails.

You will see the following:

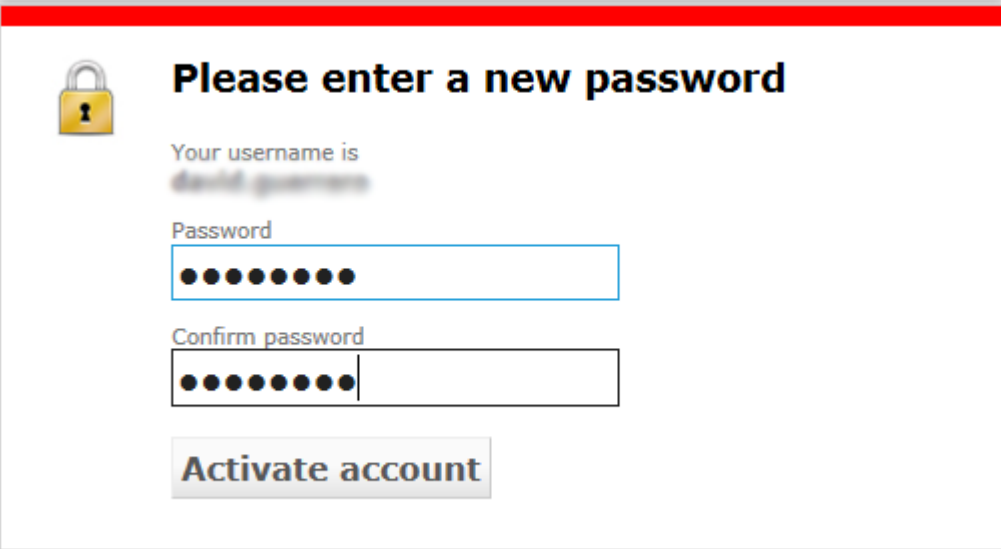
Check your mailbox!

Firefly sent an email to your registered address with the details of how to access your account.

Go to your email and check your inbox for an activation email from FireFly.

Open the email and click on 'Activate account'.

Your default browser will open and you will be prompted to set a password.



The image shows a web form for creating a new password. At the top left is a yellow padlock icon. To its right is the heading "Please enter a new password". Below this, the text "Your username is" is followed by the username "david.garrett" in a greyed-out font. There are two input fields: "Password" and "Confirm password". Both fields contain ten black dots representing masked characters. At the bottom of the form is a grey button with the text "Activate account".

You will then be logged in to the Firefly Parent Portal for your child's school.

Please note this will need to be repeated if you have children at other schools in the Foundation.